

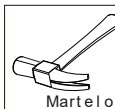
MESA URCA 1200X800

FICHA TÉCNICA

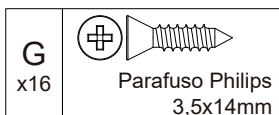
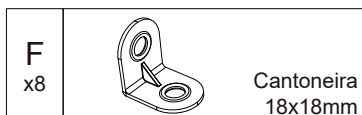
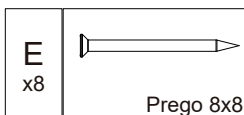
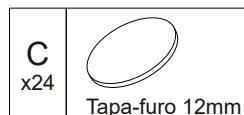
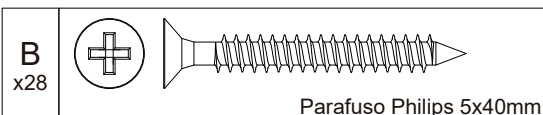
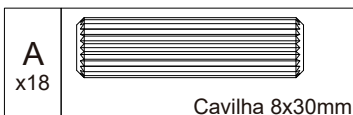
CÓDIGOS DE PEÇAS

FERRAMENTAS NECESSÁRIAS

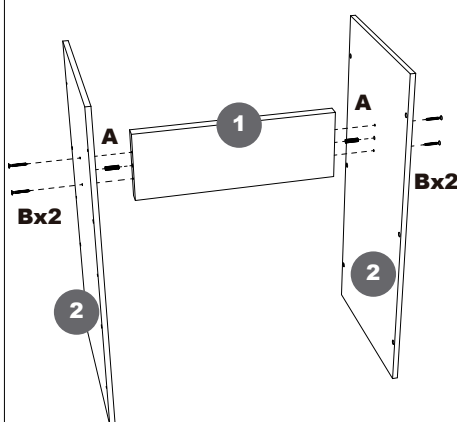
Nº	DESCRIÇÃO	MEDIDAS (mm)	QUANTIDADE	BRANCA	CANELA	RÚSTICO	CARVALHO	CASTANHO
1	Travessa	450x180x25	1	5011700551	5011700530	5011700578	5011700590	5011700598
2	Lateral maior da travessa	388x770x12	2	5011701451	5011701430	5011701478	5011701490	5011701498
3	Lateral menor	80x770x15	4	5011701251	5011701230	5011701278	5011701290	5011701298
4	Lateral maior	388x770x12	2	5011700351	5011700330	5011700378	5011700390	5011700398
5	Tampo	1200x800x40	1	5011660151	5011660130	5011660178	5011660190	5011660198



FERRAGENS E ACESSÓRIOS

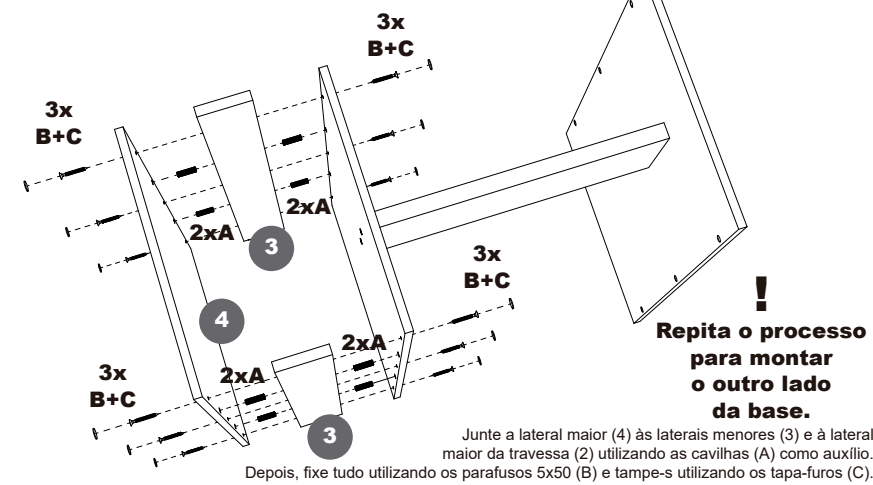


PASSO 1

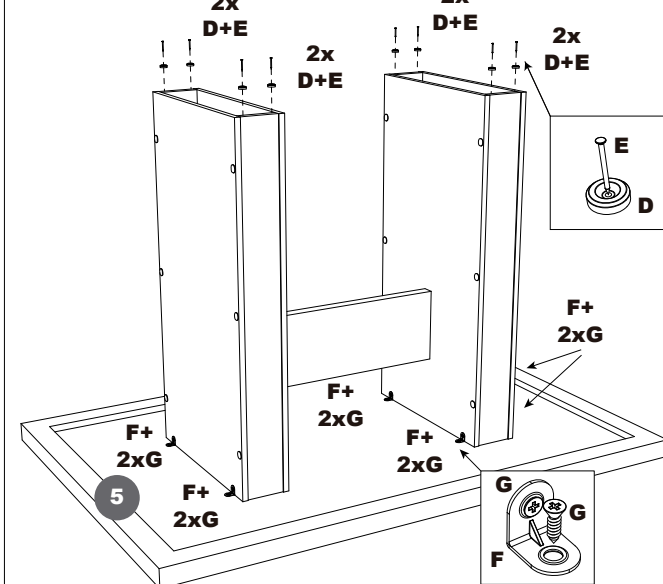


Junte a travessa (1) e as laterais maiores da travessa (2) e fixe-as utilizando os parafusos 5x40 (B).

PASSO 2

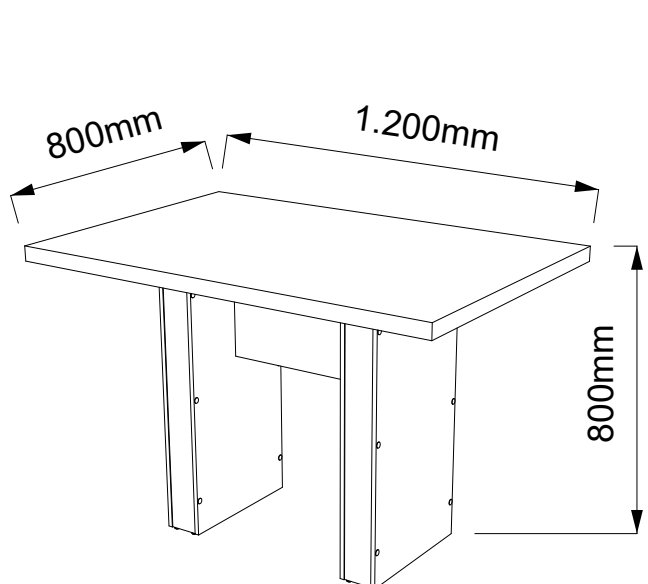


PASSO 3



Centralize a base montada no tampo (1) e fixe as cantoneiras (F) utilizando os parafusos 3,5x14 (G). Depois fixe as sapatas(D) utilizando os pregos 8x8 (E).

CONCLUÍDO



Rod. SC 283, Km 03 | Chapecó - SC | Tel: (49) 3324-1186